



Cisco Webex Meeting

Q: What is Cisco Webex add on?

Cisco Webex Extension. Cisco Webex web and video conferencing is an easy, cost-effective way to exchange ideas and information online with anyone, anywhere on any mobile device or video system. Make connecting simple for smoother meetings so users can invite others to easily join with their own video system.


Q: Does WebEx require a download?

In order to participate in a WebEx session, you need to install a WebEx extension. The WebEx extension can be installed any time before the meeting starts. Once you download it for a specific browser, it will not need to be downloaded again for future sessions as long as you are using the same computer and browser.

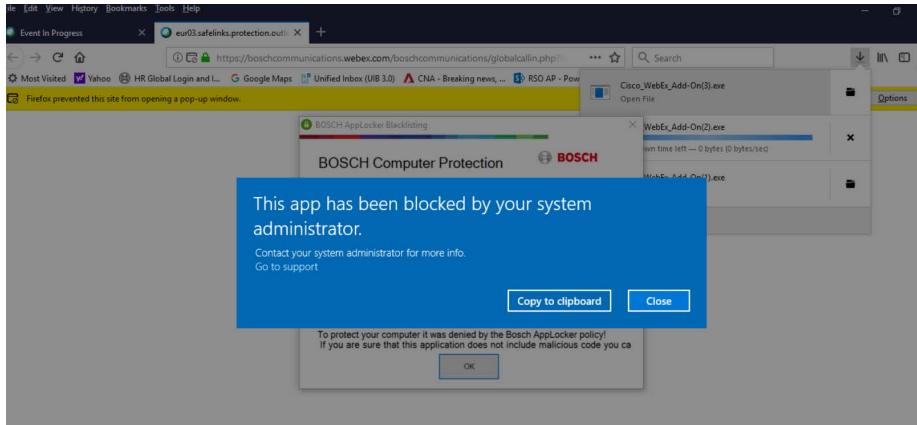
Q: How do I install Cisco Webex on my computer?

For normal circumstance, the Webex extension file should auto download and install on your computer.

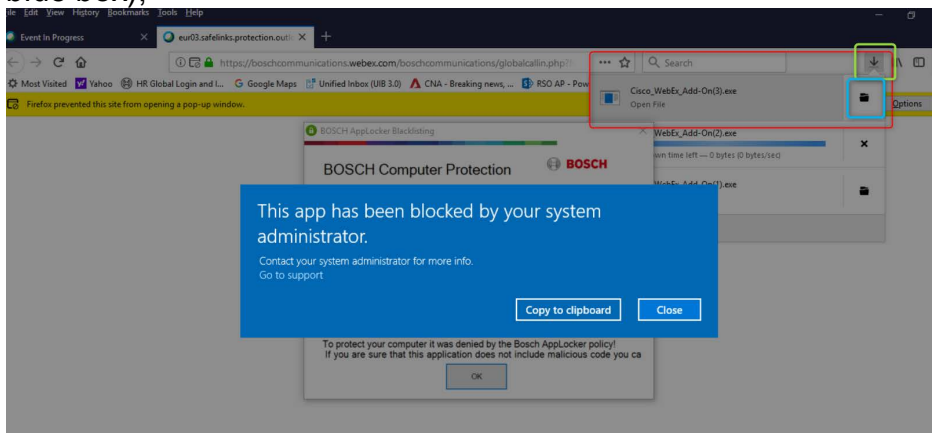
For Manual Installer (Requires admin rights) - Webex Meetings only:

1. Click on  and a window will pop up for you to download the Webex extension file or visit https://www.webex.com/content/webex/c/en_US/index/downloads.html;
2. Click on the Download button.

3. You may encounter this message after you are done with Webex extension download.



4. From the upper navigation bar, click on the download arrow (as shown in image - green box). Open the folder (shown in image – blue box);



5. Copy the Webex extension file to your **desktop** (please do not install from your download folder)
6. Double-click the downloaded file and follow the on-screen prompts to complete the installation.

For more information, please visit <https://help.webex.com/en-us/WBX21270/Download-the-Webex-Client>